

D

C

B

A

D

C

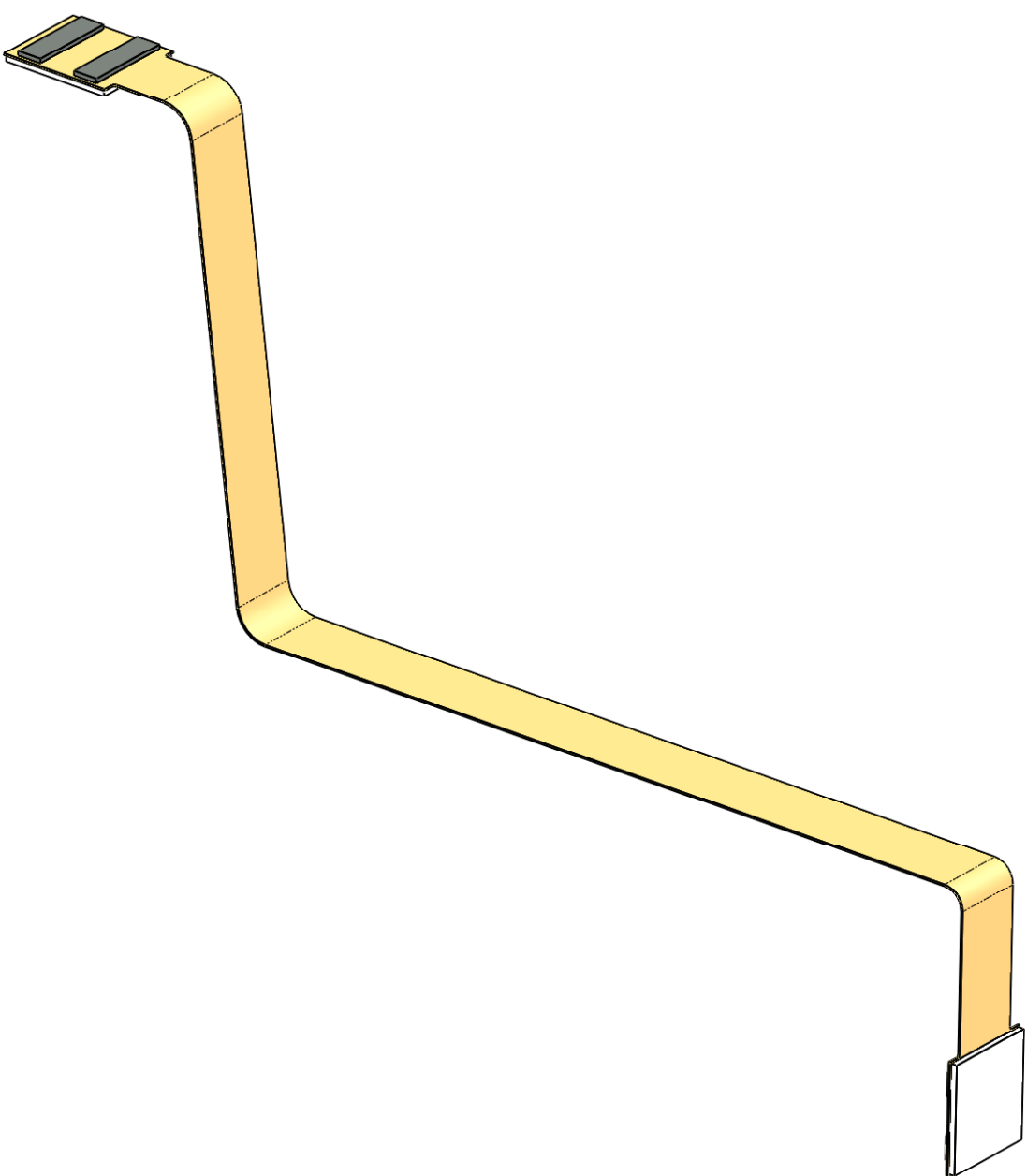
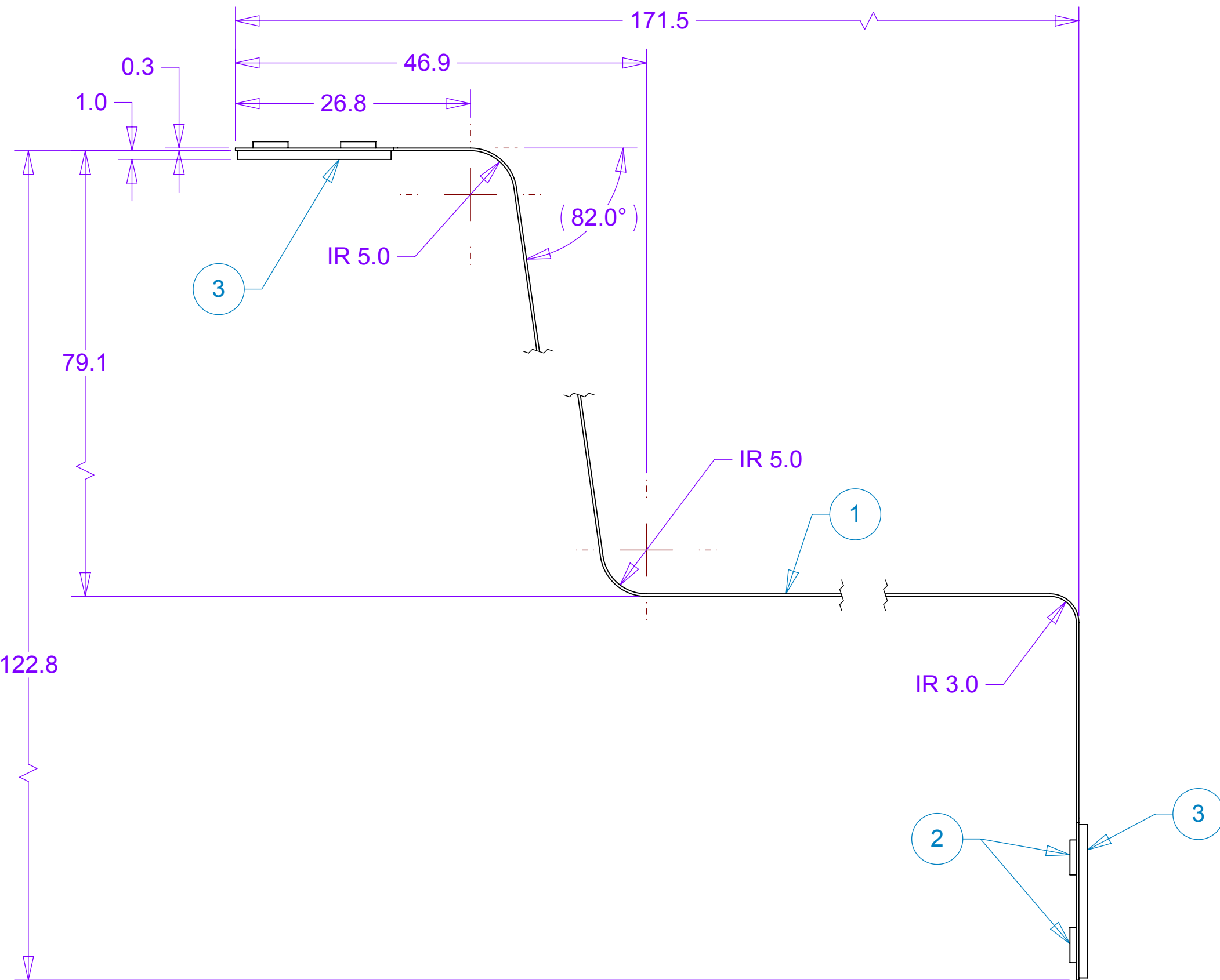
B

A

	REVISIONS		
REV	DESCRIPTION	DATE	APPROVED

HDI END

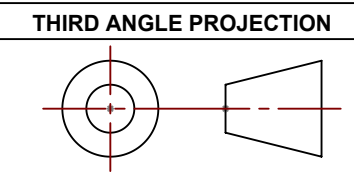
ROC END



SEE SHEET 2
FOR FLAT PATTERN VIEW

- NOTES: UNLESS OTHER WISE SPECIFIED
1. ALL DIMENSIONS IN MILLIMETERS
 2. DIMENSIONS AND TOLERANCING PER ASME Y14.5M-1994
 3. PART NUMBER (DRAWING NO., DASH NO., REVISION NO., SERIAL NO.) TO BE CLEARLY MARKED ON THE PACKAGING BAG OR PART ITSELF.

THIS DOCUMENT CONTAINS INFORMATION THAT IS THE PROPRIETARY PROPERTY OF HYTEC, INC. REPRODUCTION, DISCLOSURE, OR RELEASE TO OTHERS, MANUALLY OR ELECTRONICALLY, IS STRICTLY PROHIBITED WITHOUT THE PRIOR WRITTEN CONSENT OF HYTEC, INC.



ITEM	QTY	PART NO.	DESCRIPTION	MATERIAL	
1	1			Multi Layer Kapton (Currently Unspecified)Cu Laminate	
2	4	DF 18C-60DS-0.4V	Hirose Connector Receptacle		
3	2		Connector Backing		
PARTS LIST					
UNLESS OTHERWISE SPECIFIED: DIMENSIONS ARE IN MILLIMETERS -TOLERANCES-			CAD GENERATED DRAWING, DO NOT MANUALLY UPDATE DO NOT SCALE DRAWING	<div>HYTEC, INC</div>	
				TITLE <div>PHENIX CENTRAL UPGRADE FVTX STATION 1 EXTENSION CABLE 1B</div>	
DECIMALS X = +/- .5 .X = +/- .1 .XX = +/- .01 .XXX = +/- .001 ANGULAR X = +/- .30' .XX = +/- .15' SURFACE FINISH = 250			FINISH	DWG. NO. 111-PHX-02-3203 D 1 of 2	
PART NO. 111-PHX-02-3203-1				SIGNATURE	DATE
			Designer	Roger L. Smith	2/25/2010
			Drawn	Roger L. Smith	2/25/2010
			Checked	RJ Ponchione	4/12/2010
			Engineer	RJ Ponchione	2/25/2010
			Approved	Walt Sindheim	4/12/2010
			SCALE 2:1		REVISION

8

7

6

5

4

3

2

1

D

D

C

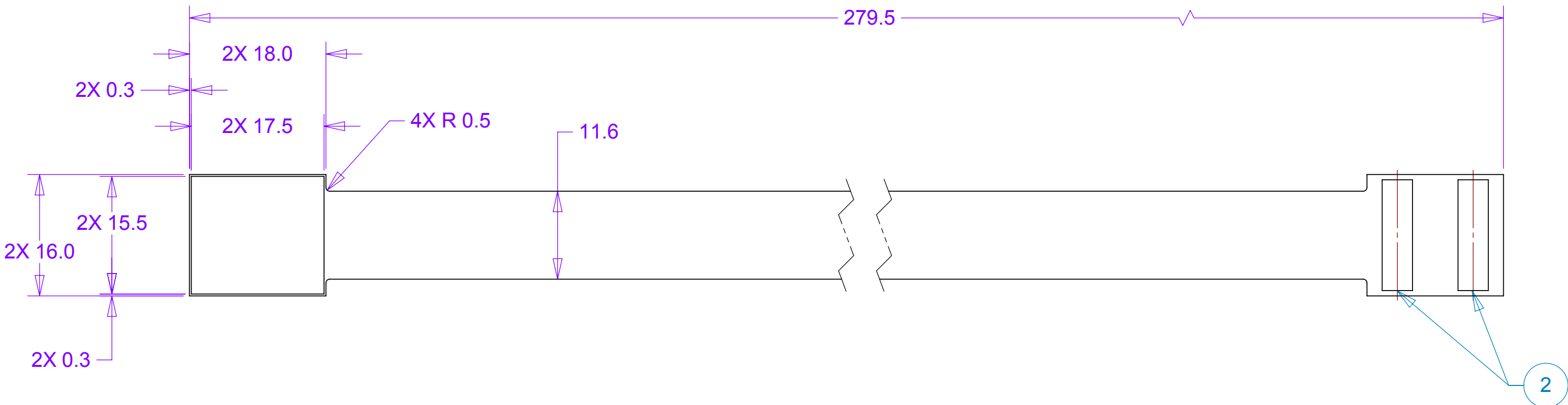
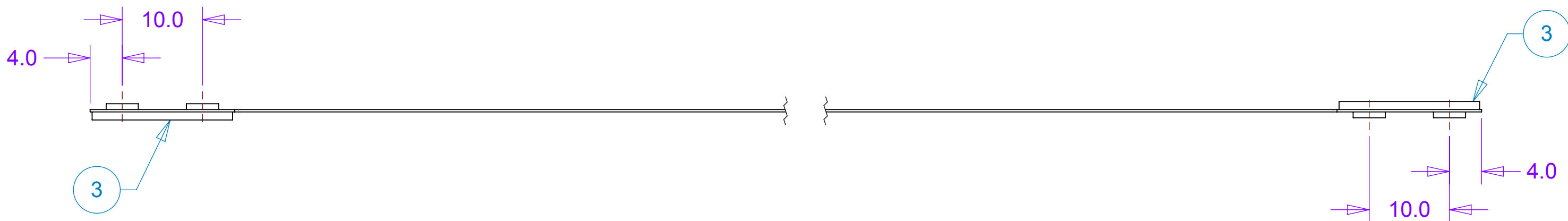
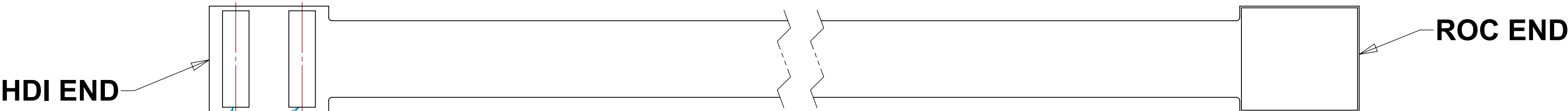
C

B

B

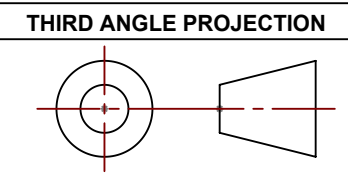
A

A



FLAT PATTERN VIEW

THIS DOCUMENT CONTAINS INFORMATION THAT IS THE PROPRIETARY PROPERTY OF HYTEC, INC.
REPRODUCTION, DISCLOSURE, OR RELEASE TO OTHERS, MANUALLY OR ELECTRONICALLY,
IS STRICTLY PROHIBITED WITHOUT THE PRIOR WRITTEN CONSENT OF HYTEC, INC.



UNLESS OTHERWISE SPECIFIED: DIMENSIONS ARE IN MILLIMETERS -TOLERANCES-		CAD GENERATED DRAWING, DO NOT MANUALLY UPDATE DO NOT SCALE DRAWING		<div>HYTEC, INC</div>			
DECIMALS X = +/- .5 .X = +/- .1 .XX = +/- .01 .XXX = +/- .001				ANGULAR .X = +/- 30' .XX = +/- 15'		TITLE <div>PHENIX CENTRAL UPGRADE FVTX STATION 1 EXTENSION CABLE 1B</div>	
FINISH			SIGNATURE	DATE	DWG. NO. <div>111-PHX-02-3203</div> SIZE <div>D</div> SHEET NO. <div>2 of 2</div>		
		Designer	Roger L. Smith	2/25/2010			
		Drawn	Roger L. Smith	2/25/2010			
		Checked	RJ Ponchione	4/12/2010			
		Engineer	RJ Ponchione	2/25/2010			
PART NO. 111-PHX-02-3203-1		Approved	Walt Sindheim	4/12/2010	SCALE 2:1		REVISION